

















## CSK 2016 / SKM 2016

### Super Mini

#### Essais chronométrés / Zeittraining

#### Classement de la séance / Klassement Wettkampf

Clt	N° No.	Pilote Pilot	Nat	Nat	Meilleur S1	Meilleur S2	Meilleur S3	Temps idéal	Temps	Ecart	Tour	Vitesse
1	65	FAGONE Alessio	SUI		18.911	14.881	21.699	55.491	<b>55.557</b>		7	81,38
2	77	BEN Samir	SUI		18.897	14.979	21.532	55.408	<b>55.597</b>	+0.040	6	81,32
3	48	SPERANDIO Elia	SUI		18.956	14.986	21.739	55.681	<b>55.681</b>	+0.124	6	81,20
4	12	SAUTER Michael	SUI		19.042	15.013	21.785	55.840	<b>55.846</b>	+0.289	6	80,96
5	5	LUGASSY Shannon	SUI		19.069	15.013	21.670	55.752	<b>55.928</b>	+0.371	4	80,84
6	53	LAGROTTERIA Antonio	SUI		19.111	14.959	21.791	55.861	<b>55.988</b>	+0.431	7	80,76
7	4	LOVRENOVIC Levin	SUI		19.165	15.117	21.836	56.118	<b>56.118</b>	+0.561	7	80,57
8	15	LECERTUA Lorens	BEL		19.257	14.954	21.992	56.203	<b>56.254</b>	+0.697	5	80,37
9	27	POSE Satya-Saian	SUI		19.223	15.052	21.966	56.241	<b>56.295</b>	+0.738	6	80,31
10	44	SCHOTT Esteban	SUI		19.145	15.318	21.958	56.421	<b>56.524</b>	+0.967	5	79,99
11	3	HÊCHE Quentin	SUI		19.305	15.162	22.017	56.484	<b>56.578</b>	+1.021	6	79,91
12	24	NAUDE Toni	SUI		19.140	15.193	22.069	56.402	<b>56.923</b>	+1.366	7	79,43
13	7	PANÈS Florent	SUI		19.465	15.263	22.157	56.885	<b>56.962</b>	+1.405	5	79,37
14	18	RAIS Mathias	SUI		19.483	15.538	22.384	57.405	<b>57.444</b>	+1.887	6	78,71
15	11	LÛSCHER Ekaterina	SUI		19.754	15.281	22.220	57.255	<b>57.668</b>	+2.111	6	78,40
16	2	STEIGER Valentin	SUI		20.556	15.732	23.292	59.580	<b>59.580</b>	+4.023	2	75,89

Sous réserve du contrôle technique ou de fait sportif

Le Chronométrage



Affiché à

Le Directeur de course

## CSK 2016 / SKM 2016

### Super Mini

#### Essais chronométrés / Zeittraining

#### Historique / Rundenzeiten

Tour	Secteur 1	Secteur 2	Secteur 3	Temps
Lap	Sector 1	Sector 2	Sector 3	Time

#### 2 STEIGER Valentin

START				
1		17.678	23.586	
2	20.556	15.732	23.292	59.580
FINISH				

#### 3 HËCHE Quentin

START				
1		18.846	24.554	
2	20.104	16.302	22.880	59.286
3	19.670	15.450	22.163	57.283
4	19.496	15.416	22.017	56.929
5	19.305	15.294	22.099	56.698
FINISH				
6	19.394	15.162	22.022	56.578

#### 4 LOVRENOVIC Levin

START				
1		16.965	23.031	
2	20.054	15.445	22.331	57.830
3	19.465	15.379	22.241	57.085
4	19.829	16.587	26.067	1:02.483
5	21.121	15.181	21.852	58.154
6	19.238	15.175	22.077	56.490
FINISH				
7	19.165	15.117	21.836	56.118

#### 5 LUGASSY Shannon

START				
1		15.965	22.799	
2	20.523	16.097	22.120	58.740
3	19.232	15.947	21.993	57.172
4	19.069	15.035	21.824	55.928
5	19.453	15.013	22.039	56.505
FINISH				
6	19.462	15.211	21.670	56.343

Tour	Secteur 1	Secteur 2	Secteur 3	Temps
Lap	Sector 1	Sector 2	Sector 3	Time

#### 7 PANÈS Florent

START				
1		16.398	23.128	
2	20.074	15.552	22.575	58.201
3	19.863	15.397	22.164	57.424
4	19.750	15.288	22.157	57.195
5	19.465	15.263	22.234	56.962
6	20.231	16.094	22.428	58.753
FINISH				
7	19.563	15.876	22.594	58.033

#### 11 LÜSCHER Ekaterina

START				
1		16.684	23.367	
2	20.482	15.760	22.838	59.080
3	20.674	15.567	22.790	59.031
4	19.993	16.089	22.915	58.997
5	19.756	15.495	22.689	57.940
6	20.167	15.281	22.220	57.668
FINISH				
7	19.754	15.493	22.549	57.796

#### 12 SAUTER Michael

START				
1		16.203	22.938	
2	19.726	15.320	22.185	57.231
3	19.474	15.072	22.025	56.571
4	19.228	15.038	21.954	56.220
5	19.132	15.013	21.785	55.930
FINISH				
6	19.042	15.015	21.789	55.846

#### 15 LECERTUA Lorens

START				
1		15.883	22.925	
2	19.867	15.343	22.411	57.621

**CSK 2016 / SKM 2016**

Super Mini

Essais chronométrés / Zeittraining

Historique / Rundenzeiten

Tour Lap	Secteur 1 Sector 1	Secteur 2 Sector 2	Secteur 3 Sector 3	Temps Time
3	20.705	15.487	<b>22.103</b>	58.295
4	<b>19.524</b>	15.553	<b>22.080</b>	<b>57.157</b>
5	<b>19.257</b>	<b>15.005</b>	<b>21.992</b>	<b>56.254</b>
6	19.370	15.038	22.062	56.470
FINISH				
7	19.321	<b>14.954</b>	22.124	56.399

**18 RAIS Mathias**

START				
1		<b>17.861</b>	<b>23.396</b>	
2	<b>20.462</b>	<b>15.843</b>	<b>22.760</b>	<b>59.065</b>
3	<b>20.073</b>	<b>15.538</b>	<b>22.442</b>	<b>58.053</b>
4	<b>19.572</b>	15.554	22.643	<b>57.769</b>
5	<b>19.486</b>	15.548	22.586	<b>57.620</b>
FINISH				
6	<b>19.483</b>	15.577	<b>22.384</b>	<b>57.444</b>

**24 NAUDE Toni**

START				
1		<b>17.583</b>	<b>23.798</b>	
2	<b>20.403</b>	<b>15.726</b>	<b>22.486</b>	<b>58.615</b>
3	<b>20.015</b>	<b>15.451</b>	<b>22.316</b>	<b>57.782</b>
4	<b>19.704</b>	<b>15.193</b>	22.341	<b>57.238</b>
5	<b>19.573</b>	15.374	22.396	57.343
6	<b>19.140</b>	16.063	22.366	57.569
FINISH				
7	19.299	15.555	<b>22.069</b>	<b>56.923</b>

**27 POSE Satya-Saian**

START				
1		<b>16.332</b>	<b>22.965</b>	
2	<b>19.943</b>	<b>15.397</b>	<b>22.160</b>	<b>57.500</b>
3	<b>19.461</b>	<b>15.204</b>	<b>21.966</b>	<b>56.631</b>
4	<b>19.254</b>	15.208	22.084	<b>56.546</b>
5	19.274	15.225	22.016	<b>56.515</b>
FINISH				
6	<b>19.223</b>	<b>15.052</b>	22.020	<b>56.295</b>

**44 SCHOTT Esteban**

START				
1		<b>19.073</b>	<b>25.467</b>	
2	<b>21.696</b>	<b>15.837</b>	<b>22.531</b>	<b>1:00.064</b>
3	<b>19.692</b>	<b>15.350</b>	<b>22.053</b>	<b>57.095</b>

Tour Lap	Secteur 1 Sector 1	Secteur 2 Sector 2	Secteur 3 Sector 3	Temps Time
4	<b>19.461</b>	<b>15.318</b>	<b>22.040</b>	<b>56.819</b>
5	<b>19.209</b>	15.357	<b>21.958</b>	<b>56.524</b>
FINISH				
6	<b>19.145</b>	15.328	22.139	56.612

**48 SPERANDIO Elia**

START				
1		<b>15.969</b>	<b>22.544</b>	
2	<b>19.547</b>	<b>15.327</b>	<b>22.101</b>	<b>56.975</b>
3	<b>19.248</b>	<b>15.124</b>	<b>21.827</b>	<b>56.199</b>
4	<b>19.009</b>	<b>15.017</b>	<b>21.819</b>	<b>55.845</b>
5	19.092	15.022	21.915	56.029
FINISH				
6	<b>18.956</b>	<b>14.986</b>	<b>21.739</b>	<b>55.681</b>

**53 LAGROTTERIA Antonio**

START				
1		<b>16.196</b>	<b>22.706</b>	
2	<b>19.554</b>	<b>15.291</b>	<b>22.032</b>	<b>56.877</b>
3	20.147	15.346	<b>22.026</b>	57.519
4	<b>19.143</b>	<b>15.080</b>	22.739	56.962
5	19.156	<b>15.008</b>	22.154	<b>56.318</b>
6	19.228	<b>14.959</b>	<b>21.904</b>	<b>56.091</b>
FINISH				
7	<b>19.111</b>	15.086	<b>21.791</b>	<b>55.988</b>

**65 FAGONE Alessio**

START				
1		<b>16.225</b>	<b>22.860</b>	
2	<b>19.631</b>	<b>15.358</b>	<b>22.245</b>	<b>57.234</b>
3	20.009	<b>15.145</b>	<b>22.047</b>	<b>57.201</b>
4	<b>19.012</b>	<b>14.924</b>	<b>21.866</b>	<b>55.802</b>
5	<b>18.951</b>	<b>14.881</b>	<b>21.803</b>	<b>55.635</b>
6	<b>18.911</b>	14.993	21.840	55.744
FINISH				
7	18.953	14.905	<b>21.699</b>	<b>55.557</b>

**77 BEN Samir**

START				
1		<b>16.085</b>	<b>22.749</b>	
2	<b>20.352</b>	<b>15.339</b>	<b>21.993</b>	<b>57.684</b>
3	<b>19.319</b>	<b>15.265</b>	<b>21.724</b>	<b>56.308</b>
4	<b>19.203</b>	<b>15.016</b>	22.214	56.433



**CSK 2016 / SKM 2016**

Super Mini

Essais chronométrés / Zeittraining

Historique / Rundenzeiten

Tour Lap	Secteur 1 Sector 1	Secteur 2 Sector 2	Secteur 3 Sector 3	Temps Time
5	<b>19.044</b>	<b>14.979</b>	21.884	<b>55.907</b>
6	19.078	14.987	<b>21.532</b>	<b>55.597</b>
FINISH				
7	<b>18.897</b>	15.011	22.139	56.047

Hauptsponsoren SKM 2016

Partner SKM 2016

**CSK 2016 / SKM 2016**  
Super Mini  
Race 2  
Classement / Klassement

Clt	N° No.	Pilote Pilot	Nat	Chassis / Moteur Chassis / Motor	Tours	Ecart	M.Tour	Vitesse	Pénalité
1	65	FAGONE Alessio	+	Exprit / TM Racing	9		55.706	81,16	<b>+5.000</b>
2	53	LAGROTTERIA Antonio	+	Exprit / TM Racing	9	<b>+1.010</b>	56.022	80,71	
3	48	SPERANDIO Elia	+	Praga / TM Racing	9	<b>+1.151</b>	56.160	80,51	
4	5	LUGASSY Shannon	+	Birel / LKE	9	<b>+1.571</b>	55.874	80,92	
5	44	SCHOTT Esteban	+	Birel / LKE	9	<b>+3.660</b>	56.059	80,65	
6	27	POSE Satya-Saian	+	Swiss Hutless / LKE	9	<b>+7.922</b>	56.204	80,44	
7	12	SAUTER Michael	+	Exprit / TM Racing	9	<b>+8.365</b>	56.400	80,17	
8	3	HÊCHE Quentin	+	Swiss Hutless / Parilla	9	<b>+8.608</b>	56.397	80,17	
9	15	LECERTUA Lorens		CRG / TM Racing	9	<b>+8.716</b>	56.518	80,00	
10	4	LOVRENOVIC Levin	+	Birel / TM Racing	9	<b>+8.902</b>	56.130	80,55	
11	24	NAUDE Toni	+	Kosmik / LKE	9	<b>+10.791</b>	56.763	79,65	
12	7	PANÈS Florent	+	Tecno / Parilla	9	<b>+14.311</b>	57.126	79,15	
13	2	STEIGER Valentin	+	Birel / LKE	9	<b>+14.455</b>	57.283	78,93	
14	11	LÛSCHER Ekaterina	+	Top Kart / Parilla	9	<b>+17.874</b>	57.343	78,85	
15	18	RAIS Mathias	+	Birel / LKE	3	<b>+6</b>	57.877	78,12	

Meilleur tour / : 65 FAGONE Alessio - 55.706

Exclu de la manche /

77	BEN Samir	+	Swiss Hutlees / TM Racing
----	-----------	---	---------------------------

N° 65 5" de pénalité : Non respect de la procédure de départ / Nicht berücksichtigen des Startprocedere

N° 77 Non conformité technique / Technische Nichtubereinstimmung

Sous réserve du contrôle technique ou de fait sportif

Le Chronométrage



Affiché à

le Directeur de course

## CSK 2016 / SKM 2016

### Super Mini

### Race 1

### Historique / Rundenzeiten

Tour	Secteur 1	Secteur 2	Secteur 3	Temps
<b>2 STEIGER Valentin</b>				
		<b>16.703</b>	<b>31.563</b>	
	<b>21.050</b>	16.858	43.825	
START				
	21.188	26.759	49.182	
1	22.020	<b>15.790</b>	<b>22.782</b>	<b>1:00.592</b>
2	<b>20.118</b>	<b>15.474</b>	<b>22.312</b>	<b>57.904</b>
3	<b>19.876</b>	<b>15.280</b>	<b>21.969</b>	<b>57.125</b>
4	19.902	<b>15.242</b>	22.981	58.125
5	<b>19.709</b>	15.449	22.838	57.996
6	<b>19.320</b>	<b>14.989</b>	22.489	<b>56.798</b>
7	19.595	16.167	22.268	58.030
8	<b>19.286</b>	15.171	22.202	<b>56.659</b>
FINISH				
9	19.516	15.127	22.086	56.729

Tour	Secteur 1	Secteur 2	Secteur 3	Temps
<b>3 HËCHE Quentin</b>				
		<b>15.974</b>	<b>33.685</b>	
	<b>20.641</b>	17.058	44.171	
START				
	22.186	26.357	48.817	
1	22.121	<b>15.678</b>	<b>22.854</b>	<b>1:00.653</b>
2	<b>19.566</b>	<b>15.288</b>	<b>22.467</b>	<b>57.321</b>
3	19.800	15.380	<b>22.003</b>	<b>57.183</b>
4	<b>19.530</b>	15.295	22.555	57.380
5	<b>19.395</b>	<b>15.184</b>	22.061	<b>56.640</b>
6	20.072	15.293	22.043	57.408
7	19.994	15.336	22.199	57.529
8	19.441	<b>15.119</b>	22.150	56.710
FINISH				
9	19.947	15.280	22.450	57.677

Tour	Secteur 1	Secteur 2	Secteur 3	Temps
<b>4 LOVRENOVIC Levin</b>				
		<b>16.000</b>	<b>34.746</b>	
	<b>20.291</b>	17.255	44.449	
START				
	21.477	26.845	49.034	
1	21.346	<b>15.453</b>	<b>22.408</b>	<b>59.207</b>
2	<b>19.502</b>	<b>15.200</b>	<b>22.364</b>	<b>57.066</b>

Tour	Secteur 1	Secteur 2	Secteur 3	Temps
3	19.680	<b>15.141</b>	<b>21.651</b>	<b>56.472</b>
4	<b>19.231</b>	<b>14.983</b>	21.934	<b>56.148</b>
5	<b>19.179</b>	15.026	21.795	<b>56.000</b>
6	<b>19.034</b>	15.414	22.344	56.792
7	19.151	15.002	21.818	<b>55.971</b>
8	19.319	15.374	21.824	56.517
FINISH				
9	19.067	15.002	22.612	56.681

Tour	Secteur 1	Secteur 2	Secteur 3	Temps
<b>5 LUGASSY Shannon</b>				
		<b>15.975</b>	<b>34.488</b>	
	<b>20.326</b>	17.001	44.651	
START				
	21.103	27.594	48.952	
1	20.554	<b>15.466</b>	<b>22.027</b>	<b>58.047</b>
2	<b>19.217</b>	<b>15.061</b>	<b>21.732</b>	<b>56.010</b>
3	<b>19.027</b>	<b>15.003</b>	21.834	<b>55.864</b>
4	19.050	<b>14.969</b>	21.768	<b>55.787</b>
5	<b>18.965</b>	<b>14.924</b>	<b>21.700</b>	<b>55.589</b>
6	<b>18.901</b>	15.024	22.167	56.092
7	19.036	15.421	22.229	56.686
8	<b>18.890</b>	<b>14.893</b>	<b>21.612</b>	<b>55.395</b>
FINISH				
9	19.017	15.111	21.820	55.948

Tour	Secteur 1	Secteur 2	Secteur 3	Temps
<b>7 PANÈS Florent</b>				
		<b>16.880</b>	<b>32.111</b>	
	<b>21.304</b>	<b>16.210</b>	44.361	
START				
	21.855	26.723	48.527	
1	21.905	<b>15.580</b>	<b>22.845</b>	<b>1:00.330</b>
2	<b>19.638</b>	<b>15.262</b>	<b>22.561</b>	<b>57.461</b>
3	19.718	<b>15.044</b>	<b>22.364</b>	<b>57.126</b>
4	<b>19.469</b>	15.391	22.547	57.407
5	19.633	15.189	<b>22.142</b>	<b>56.964</b>
6	19.948	15.317	<b>22.110</b>	57.375
7	<b>19.413</b>	15.344	<b>22.100</b>	<b>56.857</b>
8	19.641	15.224	22.259	57.124
FINISH				
9	20.318	15.137	33.124	1:08.579



CSK 2016 / SKM 2016

Super Mini

Race 1

Historique / Rundenzeiten

Tour	Secteur 1	Secteur 2	Secteur 3	Temps
<b>11 LÜSCHER Ekaterina</b>				
		<b>16.780</b>	<b>31.971</b>	
	<b>20.864</b>	<b>16.554</b>	43.944	
START				
	21.800	26.436	49.160	
1	21.766	<b>15.960</b>	<b>22.885</b>	<b>1:00.611</b>
2	<b>19.975</b>	<b>15.718</b>	<b>22.235</b>	<b>57.928</b>
3	20.393	<b>15.679</b>	22.555	58.627
4	<b>19.813</b>	<b>15.494</b>	22.286	<b>57.593</b>
5	<b>19.510</b>	<b>15.466</b>	22.738	57.714
6	20.047	<b>15.325</b>	22.410	57.782
7	<b>19.464</b>	<b>15.322</b>	<b>22.116</b>	<b>56.902</b>
8	19.507	15.432	22.134	57.073
FINISH				
9	20.119	15.342	22.652	58.113

Tour	Secteur 1	Secteur 2	Secteur 3	Temps
<b>12 SAUTER Michael</b>				
		<b>16.435</b>	<b>35.246</b>	
	<b>20.365</b>	16.925	44.734	
START				
	21.753	26.891	48.927	
1	20.680	<b>16.094</b>	<b>22.679</b>	<b>59.453</b>
2	<b>19.700</b>	<b>15.222</b>	<b>22.126</b>	<b>57.048</b>
3	<b>19.137</b>	<b>15.116</b>	<b>21.735</b>	<b>55.988</b>
4	19.231	<b>14.959</b>	21.751	<b>55.941</b>
5	<b>19.038</b>	<b>14.955</b>	21.983	55.976
6	19.626	15.603	22.127	57.356
7	19.079	15.051	21.824	55.954
8	19.690	15.409	21.784	56.883
FINISH				

Tour	Secteur 1	Secteur 2	Secteur 3	Temps
<b>15 LECERTUA Lorens</b>				
		<b>15.742</b>	<b>35.272</b>	
	<b>19.982</b>	17.331	44.968	
START				
	21.692	27.039	49.221	
1	20.593	<b>15.574</b>	<b>22.333</b>	<b>58.500</b>
2	<b>19.227</b>	<b>15.154</b>	<b>21.882</b>	<b>56.263</b>
3	19.305	<b>15.017</b>	22.198	56.520
4	19.240	<b>15.011</b>	21.999	<b>56.250</b>
5	<b>18.959</b>	<b>14.982</b>	<b>21.806</b>	<b>55.747</b>
6	19.311	15.082	21.978	56.371
7	19.161	15.119	21.934	56.214
8	19.099	15.096	21.807	56.002
FINISH				
9	19.079	15.174	21.968	56.221

Hauptsponsoren SKM 2016

Tour	Secteur 1	Secteur 2	Secteur 3	Temps
<b>18 RAIS Mathias</b>				
		<b>16.652</b>	<b>31.931</b>	
	<b>21.151</b>	<b>16.109</b>	44.341	
START				
	21.827	26.208	49.028	
1	21.887	<b>15.740</b>	<b>22.889</b>	<b>1:00.516</b>
2	<b>19.741</b>	<b>15.366</b>	<b>22.353</b>	<b>57.460</b>
3	19.742	15.591	22.868	58.201
4	19.901	15.391	22.845	58.137
5	19.924	15.570	<b>22.208</b>	57.702
6	<b>19.447</b>	15.448	22.261	<b>57.156</b>
7	19.467	<b>15.257</b>	22.280	<b>57.004</b>
8	19.589	<b>15.082</b>	<b>22.067</b>	<b>56.738</b>
FINISH				
9	<b>19.368</b>	15.311	22.181	56.860

Tour	Secteur 1	Secteur 2	Secteur 3	Temps
<b>24 NAUDE Toni</b>				
		<b>17.057</b>	<b>31.221</b>	
	<b>20.941</b>	<b>16.503</b>	44.214	
START				
	22.217	26.417	49.111	
1	22.347	<b>15.763</b>	<b>22.715</b>	<b>1:00.825</b>
2	<b>19.767</b>	<b>15.460</b>	<b>22.458</b>	<b>57.685</b>
3	20.208	<b>15.153</b>	22.568	57.929
4	<b>19.582</b>	15.424	22.769	57.775
5	19.772	15.222	<b>21.775</b>	<b>56.769</b>
6	<b>19.116</b>	<b>15.126</b>	21.961	<b>56.203</b>
7	19.449	<b>15.093</b>	22.375	56.917
8	19.533	15.547	22.178	57.258
FINISH				
9	19.685	15.669	22.529	57.883

Tour	Secteur 1	Secteur 2	Secteur 3	Temps
<b>27 POSE Satya-Saian</b>				
		<b>15.999</b>	<b>34.677</b>	
	<b>20.180</b>	17.310	44.463	
START				
	21.658	26.823	48.933	
1	20.912	<b>15.296</b>	<b>22.497</b>	<b>58.705</b>
2	<b>19.301</b>	<b>15.079</b>	<b>21.796</b>	<b>56.176</b>
3	<b>19.256</b>	<b>15.024</b>	21.880	<b>56.160</b>
4	<b>19.133</b>	15.024	<b>21.709</b>	<b>55.866</b>
5	<b>19.122</b>	15.119	21.834	56.075
6	20.380	15.409	22.328	58.117
7	19.352	15.069	21.851	56.272
8	19.272	15.129	<b>21.571</b>	55.972
FINISH				
9	19.276	15.120	22.173	56.569



CSK 2016 / SKM 2016

Super Mini

Race 1

Historique / Rundenzeiten

Tour	Secteur 1	Secteur 2	Secteur 3	Temps
<b>44 SCHOTT Esteban</b>				
		<b>15.754</b>	<b>34.001</b>	
	<b>19.957</b>	17.215	44.856	
	<b>START</b>			
	22.355	26.340	49.045	
1	21.828	<b>15.558</b>	<b>22.253</b>	<b>59.639</b>
2	<b>19.426</b>	<b>15.211</b>	<b>21.917</b>	<b>56.554</b>
3	<b>19.179</b>	<b>15.057</b>	<b>21.856</b>	<b>56.092</b>
4	<b>19.128</b>	15.060	21.863	<b>56.051</b>
5	19.129	<b>15.050</b>	<b>21.628</b>	<b>55.807</b>
6	19.376	15.354	22.245	56.975
7	<b>19.064</b>	15.068	<b>21.597</b>	<b>55.729</b>
8	19.456	15.052	21.674	56.182
	<b>FINISH</b>			
9	19.210	15.130	24.300	58.640

Tour	Secteur 1	Secteur 2	Secteur 3	Temps
<b>48 SPERANDIO Elia</b>				
		<b>16.219</b>	<b>34.504</b>	
	<b>20.188</b>	17.136	44.958	
	<b>START</b>			
	20.611	27.998	48.912	
1	20.350	<b>15.262</b>	<b>22.112</b>	<b>57.724</b>
2	<b>19.276</b>	<b>15.122</b>	<b>21.896</b>	<b>56.294</b>
3	<b>19.104</b>	<b>14.973</b>	<b>21.854</b>	<b>55.931</b>
4	<b>19.034</b>	<b>14.967</b>	<b>21.716</b>	<b>55.717</b>
5	19.061	15.028	<b>21.665</b>	55.754
6	<b>18.869</b>	15.018	21.752	<b>55.639</b>
7	18.943	<b>14.915</b>	21.672	<b>55.530</b>
8	18.920	14.958	<b>21.608</b>	<b>55.486</b>
	<b>FINISH</b>			
9	18.895	14.941	22.148	55.984

Tour	Secteur 1	Secteur 2	Secteur 3	Temps
<b>53 LAGROTTERIA Antonio</b>				
		<b>15.538</b>	<b>22.192</b>	
	<b>19.335</b>	<b>15.162</b>	37.510	
	<b>START</b>			
	20.350	28.509	49.312	
1	20.474	15.581	<b>22.175</b>	<b>58.230</b>
2	<b>19.165</b>	<b>15.085</b>	<b>21.820</b>	<b>56.070</b>
3	<b>19.128</b>	<b>14.928</b>	<b>21.683</b>	<b>55.739</b>
4	<b>18.999</b>	14.934	<b>21.541</b>	<b>55.474</b>
5	<b>18.949</b>	<b>14.901</b>	21.662	55.512
6	19.014	14.914	22.167	56.095
7	19.022	15.203	21.677	55.902
8	18.952	15.020	21.816	55.788
	<b>FINISH</b>			
9	19.182	15.004	21.781	55.967

Tour	Secteur 1	Secteur 2	Secteur 3	Temps
<b>65 FAGONE Alessio</b>				
		<b>16.185</b>	<b>35.528</b>	
	<b>19.889</b>	17.778	44.781	
	<b>START</b>			
	20.527	28.233	49.080	
1	20.056	<b>15.265</b>	<b>22.132</b>	<b>57.453</b>
2	<b>19.190</b>	<b>15.046</b>	<b>21.990</b>	<b>56.226</b>
3	<b>19.023</b>	<b>14.966</b>	<b>21.835</b>	<b>55.824</b>
4	19.056	14.985	<b>21.743</b>	<b>55.784</b>
5	<b>18.978</b>	15.025	21.823	55.826
6	<b>18.900</b>	<b>14.929</b>	<b>21.731</b>	<b>55.560</b>
7	<b>18.892</b>	14.994	<b>21.706</b>	55.592
8	<b>18.869</b>	14.937	21.720	<b>55.526</b>
	<b>FINISH</b>			
9	<b>18.866</b>	<b>14.903</b>	22.717	56.486

Tour	Secteur 1	Secteur 2	Secteur 3	Temps
<b>77 BEN Samir</b>				
		<b>16.380</b>	<b>35.456</b>	
	<b>19.858</b>	17.648	44.780	
	<b>START</b>			
	20.623	28.104	49.151	
1	20.095	<b>15.227</b>	<b>22.147</b>	<b>57.469</b>
2	<b>19.333</b>	<b>15.053</b>	<b>21.951</b>	<b>56.337</b>
3	<b>19.095</b>	<b>14.894</b>	<b>21.745</b>	<b>55.734</b>
4	19.189	14.915	21.745	55.849
5	<b>19.055</b>	15.047	<b>21.595</b>	<b>55.697</b>
6	<b>18.998</b>	15.091	21.610	55.699
7	<b>18.974</b>	15.061	<b>21.532</b>	<b>55.567</b>
8	<b>18.910</b>	14.984	21.652	<b>55.546</b>
	<b>FINISH</b>			
9	<b>18.862</b>	<b>14.857</b>	22.661	56.380

Partner SKM 2016





## CSK 2016 / SKM 2016

Super Mini

Race 1

Tour par tour / Runde / Runde

Grille /	65	77	48	12	5	53	4	15	27	44	3	24	7	18	11	2
----------	----	----	----	----	---	----	---	----	----	----	---	----	---	----	----	---

	1.	2.	3.	4.	5.	6.	7.	8.	9.	10.	11.	12.	13.	14.	15.	16.
Départ /	65	77	48	12	5	4	53	15	27	44	3	7	24	18	11	2
Tour / 1	65	77	48	5	53	15	12	27	4	44	7	3	18	24	11	2
Tour / 2	65	77	48	5	53	15	27	12	4	44	7	3	18	24	11	2
Tour / 3	65	77	48	5	53	27	15	12	44	4	7	3	18	24	2	11
Tour / 4	65	77	48	5	53	27	15	12	44	4	7	3	24	18	2	11
Tour / 5	65	77	48	5	53	27	15	12	44	4	3	7	24	18	2	11
Tour / 6	65	77	48	5	53	15	12	27	44	4	3	7	24	18	2	11
Tour / 7	65	77	48	53	5	15	12	44	27	4	7	3	24	18	2	11
Tour / 8	65	77	48	53	5	15	44	27	12	4	7	3	24	18	2	11
Tour / 9	48	65	77	53	5	15	27	4	44	3	24	18	2	11	7	

**CSK 2016 / SKM 2016**  
Super Mini  
Race 2  
Classement / Klassement

Clt	N° No.	Pilote Pilot	Nat	Chassis / Moteur Chassis / Motor	Tours	Ecart	M.Tour	Vitesse	Pénalité
1	65	FAGONE Alessio	+	Exprit / TM Racing	9		55.706	81,16	<b>+5.000</b>
2	53	LAGROTTERIA Antonio	+	Exprit / TM Racing	9	<b>+1.010</b>	56.022	80,71	
3	48	SPERANDIO Elia	+	Praga / TM Racing	9	<b>+1.151</b>	56.160	80,51	
4	5	LUGASSY Shannon	+	Birel / LKE	9	<b>+1.571</b>	55.874	80,92	
5	44	SCHOTT Esteban	+	Birel / LKE	9	<b>+3.660</b>	56.059	80,65	
6	27	POSE Satya-Saian	+	Swiss Hutless / LKE	9	<b>+7.922</b>	56.204	80,44	
7	12	SAUTER Michael	+	Exprit / TM Racing	9	<b>+8.365</b>	56.400	80,17	
8	3	HÊCHE Quentin	+	Swiss Hutless / Parilla	9	<b>+8.608</b>	56.397	80,17	
9	15	LECERTUA Lorens		CRG / TM Racing	9	<b>+8.716</b>	56.518	80,00	
10	4	LOVRENOVIC Levin	+	Birel / TM Racing	9	<b>+8.902</b>	56.130	80,55	
11	24	NAUDE Toni	+	Kosmik / LKE	9	<b>+10.791</b>	56.763	79,65	
12	7	PANÈS Florent	+	Tecno / Parilla	9	<b>+14.311</b>	57.126	79,15	
13	2	STEIGER Valentin	+	Birel / LKE	9	<b>+14.455</b>	57.283	78,93	
14	11	LÛSCHER Ekaterina	+	Top Kart / Parilla	9	<b>+17.874</b>	57.343	78,85	
15	18	RAIS Mathias	+	Birel / LKE	3	<b>+6</b>	57.877	78,12	

Meilleur tour / : 65 FAGONE Alessio - 55.706

Exclu de la manche /

77	BEN Samir	+	Swiss Hutlees / TM Racing
----	-----------	---	---------------------------

N° 65 5" de pénalité : Non respect de la procédure de départ / Nicht berücksichtigen des Startprocedere

N° 77 Non conformité technique / Technische Nichtubereinstimmung

Sous réserve du contrôle technique ou de fait sportif

Le Chronométrage



Affiché à

le Directeur de course

## CSK 2016 / SKM 2016

### Super Mini

### Race 2

### Historique / Rundenzeiten

Tour	Secteur 1	Secteur 2	Secteur 3	Temps
<b>2 STEIGER Valentin</b>				
	<b>16.562</b>	<b>23.005</b>		
			38.523	
START				
			40.181	
1			23.165	<b>1:00.826</b>
2	<b>19.812</b>	<b>15.383</b>	<b>22.591</b>	<b>57.786</b>
3	19.867	15.511	<b>22.413</b>	57.791
4	20.368	15.971	<b>22.261</b>	58.600
5			22.473	<b>57.507</b>
6			22.420	<b>57.372</b>
7			22.287	<b>57.283</b>
8	<b>19.664</b>	15.612	<b>22.216</b>	57.492
FINISH				
9	<b>19.601</b>	15.483	22.221	57.305

Tour	Secteur 1	Secteur 2	Secteur 3	Temps
<b>3 HËCHE Quentin</b>				
	<b>15.844</b>	<b>23.047</b>		
			40.867	
START				
			40.001	
1			<b>22.768</b>	<b>1:01.097</b>
2	<b>19.582</b>	<b>15.343</b>	<b>22.677</b>	<b>57.602</b>
3	19.588	15.511	<b>22.043</b>	<b>57.142</b>
4	19.622	<b>15.170</b>	22.331	<b>57.123</b>
5			22.170	<b>56.762</b>
6			<b>22.018</b>	<b>56.397</b>
7			<b>21.914</b>	56.423
8	<b>19.391</b>	<b>15.055</b>	22.304	56.750
FINISH				
9	19.664	15.682	22.431	57.777

Tour	Secteur 1	Secteur 2	Secteur 3	Temps
<b>4 LOVRENOVIC Levin</b>				
	<b>15.668</b>	<b>22.896</b>		
			42.025	
START				
			39.995	
1			23.132	<b>1:00.056</b>
2	<b>19.933</b>	<b>15.461</b>	22.964	<b>58.358</b>

Tour	Secteur 1	Secteur 2	Secteur 3	Temps
3	19.996	<b>15.420</b>	<b>22.121</b>	<b>57.537</b>
4	<b>19.540</b>	<b>15.225</b>	22.315	<b>57.080</b>
5			<b>22.103</b>	<b>56.711</b>
6			<b>22.014</b>	<b>56.372</b>
7			<b>21.837</b>	<b>56.130</b>
8	<b>19.347</b>	<b>15.046</b>	22.827	57.220
FINISH				
9	20.245	15.373	22.521	58.139

Tour	Secteur 1	Secteur 2	Secteur 3	Temps
<b>5 LUGASSY Shannon</b>				
		<b>15.726</b>	<b>22.797</b>	
			42.423	
START				
			40.037	
1			23.610	<b>59.784</b>
2	<b>19.593</b>	<b>15.415</b>	<b>22.173</b>	<b>57.181</b>
3	<b>19.319</b>	<b>15.090</b>	<b>21.852</b>	<b>56.261</b>
4	<b>19.255</b>	<b>14.949</b>	22.020	<b>56.224</b>
5			21.912	56.379
6			21.929	<b>56.174</b>
7			22.313	56.491
8	19.292	15.014	<b>21.795</b>	<b>56.101</b>
FINISH				
9	<b>19.051</b>	15.011	21.812	<b>55.874</b>

Tour	Secteur 1	Secteur 2	Secteur 3	Temps
<b>7 PANÈS Florent</b>				
		<b>17.290</b>	<b>23.528</b>	
			35.727	
START				
			39.562	
1			<b>22.814</b>	<b>1:00.451</b>
2	<b>19.831</b>	<b>15.274</b>	<b>22.416</b>	<b>57.521</b>
3	<b>19.817</b>	15.535	<b>22.165</b>	<b>57.517</b>
4	20.931	15.506	22.360	58.797
5			22.309	<b>57.428</b>
6			<b>22.036</b>	<b>57.126</b>
7			22.263	57.792
8	<b>19.665</b>	15.701	22.089	57.455
FINISH				
9	19.718	15.633	22.295	57.646

CSK 2016 / SKM 2016

Super Mini

Race 2

Historique / Rundenzeiten

Tour	Secteur 1	Secteur 2	Secteur 3	Temps
<b>11 LÜSCHER Ekaterina</b>				
	17.314	23.766		
			36.529	
START				
			40.164	
1			23.279	1:01.739
2	19.950	15.433	22.803	58.186
3	20.098	16.138	22.424	58.660
4	19.591	15.363	22.389	57.343
5			22.319	57.724
6			22.105	57.446
7	19.658	15.830	22.193	57.681
8	20.468	15.544	22.682	58.694
FINISH				
9	20.015	15.656	22.493	58.164

<b>12 SAUTER Michael</b>				
	16.257	22.877		
			36.707	
START				
			39.640	
1			22.419	59.113
2	20.052	15.294	22.696	58.042
3	20.109	15.378	21.911	57.398
4	19.422	15.152	22.067	56.641
5			21.986	57.956
6			21.889	56.400
7			21.672	56.406
8	19.388	15.055	22.227	56.670
FINISH				
9	19.741	15.538	22.162	57.441

<b>15 LECERTUA Lorens</b>				
	15.740	22.903		
			42.461	
START				
			40.104	
1			22.432	58.227
2	19.595	15.278	22.084	56.957
3	19.372	15.093	22.424	56.889
4	19.259	15.013	22.333	56.605
5			22.195	56.747
6			21.978	56.518
7			22.725	56.953
8	19.303	15.033	27.866	1:02.202
FINISH				
9	19.333	15.084	22.169	56.586

Tour	Secteur 1	Secteur 2	Secteur 3	Temps
<b>18 RAIS Mathias</b>				
		16.166	23.060	
			39.702	
START				
			40.033	
1			22.985	59.337
2	20.003	15.571	22.752	58.326
3	19.902	15.400	22.575	57.877
FINISH				

<b>24 NAUDE Toni</b>				
		15.995	23.009	
			40.967	
START				
			39.996	
1			22.775	1:00.756
2	19.604	15.297	22.615	57.516
3	20.006	15.625	22.187	57.818
4	19.929	15.254	22.651	57.834
5			22.281	57.271
6			22.473	57.429
7			22.064	56.817
8	19.355	15.249	22.246	56.850
FINISH				
9	19.501	15.227	22.035	56.763

<b>27 POSE Satya-Saian</b>				
		15.697	22.640	
			42.002	
START				
			39.953	
1			22.636	59.065
2	19.749	15.184	22.129	57.062
3	19.601	15.143	21.923	56.667
4	19.207	15.092	22.023	56.322
5			21.914	56.877
6			21.832	56.204
7			22.119	56.319
8	19.592	15.078	26.268	1:00.938
FINISH				
9	19.601	15.593	22.002	57.196

<b>44 SCHOTT Esteban</b>				
		15.683	23.016	
			41.743	
Partner SKM 2016				



CSK 2016 / SKM 2016

Super Mini

Race 2

Historique / Rundenzeiten

Tour	Secteur 1	Secteur 2	Secteur 3	Temps
START				
			39.953	
1			<b>22.964</b>	<b>59.310</b>
2	<b>19.569</b>	<b>15.383</b>	<b>22.170</b>	<b>57.122</b>
3	19.644	<b>15.158</b>	<b>22.106</b>	<b>56.908</b>
4	<b>19.315</b>	15.189	<b>21.905</b>	<b>56.409</b>
5			21.941	56.489
6			<b>21.798</b>	56.430
7			21.846	<b>56.234</b>
8	<b>19.256</b>	<b>15.047</b>	22.899	57.202
FINISH				
9	<b>19.149</b>	15.074	21.836	<b>56.059</b>

**48 SPERANDIO Elia**

	<b>15.772</b>	<b>22.498</b>		
			43.258	
START				
			40.445	
1			<b>22.258</b>	<b>58.535</b>
2	<b>19.626</b>	<b>15.220</b>	<b>22.057</b>	<b>56.903</b>
3	<b>19.406</b>	<b>15.056</b>	<b>21.970</b>	<b>56.432</b>
4	<b>19.332</b>	15.095	<b>21.888</b>	<b>56.315</b>
5			21.917	<b>56.160</b>
6			21.968	56.525
7			22.168	56.910
8	<b>19.226</b>	15.075	21.969	56.270
FINISH				
9	19.468	<b>14.962</b>	<b>21.815</b>	56.245

**53 LAGROTTERIA Antonio**

	<b>15.896</b>	<b>22.404</b>		
			42.732	
START				
			40.108	
1			<b>22.254</b>	<b>57.706</b>
2	<b>19.477</b>	<b>15.470</b>	<b>22.219</b>	<b>57.166</b>
3	<b>19.363</b>	<b>15.079</b>	<b>22.191</b>	<b>56.633</b>
4	19.443	15.122	22.278	56.843
5			<b>22.012</b>	<b>56.414</b>
6			<b>21.826</b>	<b>56.237</b>
7			22.362	56.627
8	<b>19.228</b>	15.148	22.094	56.470
FINISH				
9	19.228	<b>14.924</b>	21.870	<b>56.022</b>

**65 FAGONE Alessio** in SKM 2016

	<b>15.797</b>	<b>22.667</b>		
--	---------------	---------------	--	--

Tour	Secteur 1	Secteur 2	Secteur 3	Temps
			43.174	
START				
			40.332	
1			<b>22.055</b>	<b>57.016</b>
2	<b>19.245</b>	<b>15.092</b>	<b>21.927</b>	<b>56.264</b>
3	<b>19.173</b>	<b>14.954</b>	<b>21.795</b>	<b>55.922</b>
4	19.211	15.059	21.849	56.119
5			<b>21.724</b>	<b>55.864</b>
6			<b>21.710</b>	<b>55.805</b>
7			21.766	<b>55.802</b>
8	<b>19.040</b>	15.046	<b>21.653</b>	<b>55.739</b>
FINISH				
9	<b>18.974</b>	15.003	21.729	<b>55.706</b>

**77 BEN Samir**

	<b>15.860</b>	<b>22.399</b>		
			43.021	
START				
			40.240	
1			22.421	<b>58.781</b>
2	<b>19.453</b>	<b>15.121</b>	<b>22.091</b>	<b>56.665</b>
3	<b>19.392</b>	<b>15.026</b>	22.345	56.763
4	<b>19.343</b>	15.146	<b>21.923</b>	<b>56.412</b>
5			<b>21.866</b>	<b>56.293</b>
6			<b>21.741</b>	<b>56.064</b>
7			21.911	56.177
8	19.357	15.131	21.838	56.326
FINISH				
9	<b>19.165</b>	15.124	21.762	<b>56.051</b>

# CSK 2016 / SKM 2016

Super Mini

Finale

Tour par tour / Runde / Runde

Grille /	65	48	53	5	27	44	15	4	3	24	12	2	7	18	11	77
----------	----	----	----	---	----	----	----	---	---	----	----	---	---	----	----	----

	1.	2.	3.	4.	5.	6.	7.	8.	9.	10.	11.	12.	13.	14.	15.	16.
Départ /	65	48	53	5	27	15	44	3	4	12	24	7	2	11	18	77
Tour / 1	65	53	48	5	27	3	12	18	7	24	2	77	15	11	4	44
Tour / 2	65	53	48	5	27	3	12	18	7	24	77	15	2	11	4	44
Tour / 3	65	48	5	53	27	3	12	18	77	7	24	15	2	11	4	44
Tour / 4	65	48	5	53	27	3	12	77	18	24	15	7	2	11	4	44
Tour / 5	65	48	5	53	27	3	12	77	18	24	15	7	2	11	4	44
Tour / 6	65	48	5	53	27	3	12	77	18	24	15	7	2	11	4	44
Tour / 7	65	48	5	27	53	3	12	77	18	15	24	7	2	11	4	44
Tour / 8	65	48	5	27	53	3	77	12	18	15	24	7	2	11	4	44
Tour / 9	65	48	5	27	53	77	3	12	15	18	24	7	2	4	11	44
Tour / 10	65	48	5	27	53	77	3	12	15	18	24	7	4	2	44	11
Tour / 11	65	48	5	27	53	77	3	12	15	18	24	7	4	2	44	11





**CSK 2016 / SKM 2016**  
Super Mini  
Finale  
Classement / Klassement

Clt	N° No.	Pilote Pilot	Nat	Chassis / Moteur Chassis / Motor	Tours	Ecart	M.Tour	Vitesse	Pénalité
1	65	FAGONE Alessio	+	Exprit / TM Racing	11		55.460	81,52	
2	48	SPERANDIO Elia	+	Praga / TM Racing	11	+3.241	55.603	81,31	
3	5	LUGASSY Shannon	+	Birel / LKE	11	+4.605	55.636	81,27	
4	27	POSE Satya-Saian	+	Swiss Hutless / LKE	11	+8.025	55.731	81,13	
5	77	BEN Samir	+	Swiss Hutless / TM Racing	11	+9.525	55.559	81,38	
6	3	HÊCHE Quentin	+	Swiss Hutless / Parilla	11	+11.220	56.199	80,45	
7	12	SAUTER Michael	+	Exprit / TM Racing	11	+11.326	56.179	80,48	
8	53	LAGROTTERIA Antonio	+	Exprit / TM Racing	11	+13.559	55.769	81,07	+5.000
9	15	LECERTUA Lorens	+	CRG / TM Racing	11	+17.535	56.354	80,23	
10	18	RAIS Mathias	+	Birel / LKE	11	+19.369	56.678	79,77	
11	7	PANÈS Florent	+	Tecno / Parilla	11	+23.162	57.062	79,24	
12	4	LOVRENOVIC Levin	+	Birel / TM Racing	11	+24.851	56.008	80,73	
13	24	NAUDE Toni	+	Kosmik / LKE	11	+24.875	56.661	79,80	+5.000
14	2	STEIGER Valentin	+	Birel / LKE	11	+25.314	56.518	80,00	
15	44	SCHOTT Esteban	+	Birel / LKE	11	+25.873	55.814	81,01	
16	11	LÜSCHER Ekaterina	+	Top Kart / Parilla	11	+27.971	56.761	79,66	

Meilleur tour / : 65 FAGONE Alessio - 55.460

N° 24 5" de pénalité : Provoque une collision / Verusacht eine Kollision

N° 53 5" de pénalité : Conduite non sportive / Unsporliches Verhalten

Sous réserve du contrôle technique ou de fait sportif

Le Chronométrage



Affiché à

le Directeur de course

## CSK 2016 / SKM 2016

### Super Mini

### Finale

### Historique / Rundenzeiten

Tour	Secteur 1	Secteur 2	Secteur 3	Temps
<b>2 STEIGER Valentin</b>				
	<b>25.922</b>	<b>16.447</b>	<b>23.288</b>	
START				
	<b>20.919</b>	21.682	39.934	
1	22.574	<b>15.638</b>	<b>22.349</b>	<b>1:00.561</b>
2	<b>19.394</b>	15.693	24.160	<b>59.247</b>
3	19.488	<b>15.280</b>	<b>22.088</b>	<b>56.856</b>
4	19.684	15.465	<b>22.048</b>	57.197
5	19.711	15.451	<b>22.033</b>	57.195
6	19.604	15.426	<b>21.955</b>	56.985
7	19.611	<b>15.163</b>	22.576	57.350
8	19.666	15.688	22.115	57.469
9	19.695	15.575	22.172	57.442
10	19.497	15.638	25.633	1:00.768
FINISH				
11	<b>19.383</b>	<b>15.159</b>	21.976	<b>56.518</b>

Tour	Secteur 1	Secteur 2	Secteur 3	Temps
<b>3 HËCHE Quentin</b>				
	<b>24.918</b>	<b>16.878</b>	<b>22.212</b>	
START				
	<b>20.388</b>	25.254	39.496	
1	20.663	<b>15.588</b>	22.635	<b>58.886</b>
2	<b>19.426</b>	<b>15.176</b>	<b>21.967</b>	<b>56.569</b>
3	<b>19.374</b>	15.241	21.990	56.605
4	<b>19.181</b>	<b>15.173</b>	<b>21.938</b>	<b>56.292</b>
5	19.216	<b>15.086</b>	<b>21.897</b>	<b>56.199</b>
6	19.181	15.159	21.922	56.262
7	19.406	15.141	21.940	56.487
8	19.543	15.475	21.929	56.947
9	19.319	15.539	22.121	56.979
10	19.321	15.110	22.108	56.539
FINISH				
11	19.251	15.092	22.022	56.365

Tour	Secteur 1	Secteur 2	Secteur 3	Temps
<b>4 LOVRENOVIC Levin</b>				
	<b>23.724</b>	<b>15.595</b>	<b>22.020</b>	

Tour	Secteur 1	Secteur 2	Secteur 3	Temps
START				
	<b>21.305</b>	26.930	39.876	
1	34.535	15.772	22.060	<b>1:12.367</b>
2	<b>19.417</b>	<b>15.244</b>	22.082	<b>56.743</b>
3	19.514	15.276	<b>21.866</b>	<b>56.656</b>
4	<b>19.209</b>	<b>15.171</b>	22.027	<b>56.407</b>
5	19.224	<b>15.034</b>	22.099	<b>56.357</b>
6	<b>19.192</b>	15.113	<b>21.703</b>	<b>56.008</b>
7	<b>19.119</b>	<b>15.018</b>	22.054	56.191
8	19.423	15.181	22.686	57.290
9	19.441	15.168	21.860	56.469
10	19.210	15.339	22.324	56.873
FINISH				
11	19.446	15.123	21.786	56.355

Tour	Secteur 1	Secteur 2	Secteur 3	Temps
<b>5 LUGASSY Shannon</b>				
	<b>25.300</b>	<b>15.579</b>	<b>22.230</b>	
START				
	<b>20.526</b>	27.879	40.231	
1	<b>20.434</b>	<b>15.222</b>	<b>22.004</b>	<b>57.660</b>
2	<b>19.243</b>	<b>15.072</b>	22.054	<b>56.369</b>
3	<b>19.104</b>	15.077	<b>21.885</b>	<b>56.066</b>
4	<b>19.100</b>	15.168	22.131	56.399
5	<b>19.097</b>	<b>15.026</b>	<b>21.842</b>	<b>55.965</b>
6	<b>19.032</b>	<b>14.946</b>	<b>21.671</b>	<b>55.649</b>
7	19.033	14.964	<b>21.639</b>	<b>55.636</b>
8	<b>19.022</b>	15.053	21.728	55.803
9	19.022	15.003	21.731	55.756
10	19.059	15.028	22.315	56.402
FINISH				
11	19.180	15.187	21.786	56.153

Tour	Secteur 1	Secteur 2	Secteur 3	Temps
<b>7 PANÈS Florent</b>				
	<b>24.482</b>	<b>16.235</b>	<b>22.582</b>	
START				
	<b>21.012</b>	24.519	39.241	
1	21.613	<b>15.748</b>	<b>22.349</b>	<b>59.710</b>
2	<b>19.720</b>	<b>15.526</b>	22.397	<b>57.643</b>

CSK 2016 / SKM 2016

Super Mini

Finale

Historique / Rundenzeiten

Tour	Secteur 1	Secteur 2	Secteur 3	Temps
3	19.535	15.925	22.235	57.695
4	20.258	16.076	22.256	58.590
5	19.597	15.336	22.262	57.195
6	19.837	15.293	22.100	57.230
7	19.526	15.231	22.553	57.310
8	19.685	15.626	22.238	57.549
9	19.634	15.310	22.118	57.062
10	19.865	15.637	22.517	58.019
FINISH				
11	20.101	15.376	22.125	57.602

11 LÜSCHER Ekaterina

Tour	Secteur 1	Secteur 2	Secteur 3	Temps
23.330 16.765 23.118				
START				
20.673 20.898 39.272				
1	25.052	15.862	22.484	1:03.398
2	19.754	15.265	22.420	57.439
3	19.589	15.424	22.608	57.621
4	19.677	15.423	22.072	57.172
5	19.626	15.766	22.125	57.517
6	19.390	15.254	22.117	56.761
7	19.956	15.456	22.175	57.587
8	19.600	16.332	23.544	59.476
9	20.392	15.352	22.236	57.980
10	19.838	15.831	22.282	57.951
FINISH				
11	19.662	15.346	22.071	57.079

12 SAUTER Michael

Tour	Secteur 1	Secteur 2	Secteur 3	Temps
27.594 16.711 22.518				
START				
21.167 20.657 39.362				
1	21.259	15.749	22.261	59.269
2	19.259	15.395	22.012	56.666
3	19.191	15.243	21.746	56.180
4	19.180	15.193	21.806	56.179
5	19.296	15.093	21.819	56.208
6	19.326	15.124	21.919	56.369
7	19.340	15.131	21.902	56.373
8	19.388	15.885	21.973	57.246
9	19.397	15.306	22.381	57.084
10	19.267	15.113	21.831	56.211
FINISH				
11	19.249	15.122	21.945	56.316

Hauptsponsoren SKM 2016

Tour	Secteur 1	Secteur 2	Secteur 3	Temps
15 LECERTUA Lorens				
24.016 15.353 22.222				
START				
20.734 28.041 39.526				
1	21.425	19.209	22.219	1:02.853
2	19.568	15.213	22.279	57.060
3	19.278	15.299	21.857	56.434
4	19.671	15.403	22.065	57.139
5	19.115	16.031	22.181	57.327
6	19.250	15.036	22.068	56.354
7	19.213	15.202	22.024	56.439
8	19.292	15.112	22.756	57.160
9	19.318	15.347	22.028	56.693
10	19.307	15.214	22.023	56.544
FINISH				
11	19.234	15.188	22.228	56.650

18 RAIS Mathias

Tour	Secteur 1	Secteur 2	Secteur 3	Temps
26.535 16.059 23.239				
START				
21.397 20.834 40.071				
1	20.797	15.686	22.265	58.748
2	19.501	15.340	22.050	56.891
3	19.850	15.472	22.252	57.574
4	19.613	15.395	21.858	56.866
5	19.359	15.158	22.161	56.678
6	19.479	15.276	22.097	56.852
7	19.890	15.494	22.501	57.885
8	19.710	15.528	22.452	57.690
9	19.515	15.993	22.239	57.747
10	19.552	15.516	21.977	57.045
FINISH				
11	19.796	15.357	22.185	57.338

24 NAUDE Toni

Tour	Secteur 1	Secteur 2	Secteur 3	Temps
24.707 16.653 22.355				
START				
20.468 24.655 39.922				
1	22.596	15.569	22.204	1:00.369
2	19.367	15.648	22.319	57.334
3	19.852	15.786	22.019	57.657
4	19.779	15.181	22.252	57.212
5	19.437	15.519	22.015	56.971
6	19.537	15.298	21.826	56.661



CSK 2016 / SKM 2016

Super Mini

Finale

Historique / Rundenzeiten

Tour	Secteur 1	Secteur 2	Secteur 3	Temps
7	19.622	15.244	22.339	57.205
8	<b>19.275</b>	15.388	22.568	57.231
9	19.313	15.770	22.104	57.187
10	19.616	15.467	22.218	57.301
FINISH				
11	19.494	15.708	22.190	57.392

27 POSE Satya-Saian

Tour	Secteur 1	Secteur 2	Secteur 3	Temps
24.234 15.909 21.906				
START				
	21.120	27.217	39.707	
1	<b>21.092</b>	<b>15.319</b>	22.504	<b>58.915</b>
2	<b>19.279</b>	<b>15.155</b>	<b>21.854</b>	<b>56.288</b>
3	<b>19.120</b>	<b>15.087</b>	<b>21.719</b>	<b>55.926</b>
4	19.138	<b>15.041</b>	21.748	55.927
5	<b>19.030</b>	15.072	<b>21.629</b>	<b>55.731</b>
6	19.070	<b>15.001</b>	21.776	55.847
7	19.056	<b>14.996</b>	21.991	56.043
8	19.216	15.046	21.785	56.047
9	19.069	15.051	21.881	56.001
10	19.346	16.051	22.699	58.096
FINISH				
11	19.325	15.160	21.931	56.416

44 SCHOTT Esteban

Tour	Secteur 1	Secteur 2	Secteur 3	Temps
25.704 15.721 22.092				
START				
	19.891	26.259	39.933	
1	21.272	32.268	22.968	<b>1:16.508</b>
2	<b>19.475</b>	<b>15.238</b>	<b>21.904</b>	<b>56.617</b>
3	<b>19.168</b>	<b>15.165</b>	<b>21.754</b>	<b>56.087</b>
4	<b>19.133</b>	15.249	<b>21.750</b>	56.132
5	19.198	15.175	<b>21.743</b>	56.116
6	19.197	<b>15.124</b>	<b>21.737</b>	<b>56.058</b>
7	<b>19.075</b>	15.169	21.840	56.084
8	19.134	15.363	22.129	56.626
9	19.189	<b>15.079</b>	21.914	56.182
10	19.618	15.440	<b>21.698</b>	56.756
FINISH				
11	<b>19.027</b>	15.118	<b>21.669</b>	<b>55.814</b>

48 SPERANDIO Elia

Tour	Secteur 1	Secteur 2	Secteur 3	Temps
25.741 15.604 21.700				

Tour	Secteur 1	Secteur 2	Secteur 3	Temps
START				
	21.411	28.084	40.460	
1	<b>20.207</b>	<b>15.196</b>	21.811	<b>57.214</b>
2	<b>19.346</b>	15.201	21.973	<b>56.520</b>
3	<b>19.257</b>	<b>15.143</b>	21.975	<b>56.375</b>
4	<b>19.139</b>	15.330	21.850	<b>56.319</b>
5	<b>19.136</b>	<b>14.928</b>	<b>21.641</b>	<b>55.705</b>
6	<b>18.979</b>	14.945	21.679	<b>55.603</b>
7	19.016	14.944	21.665	55.625
8	19.063	15.034	<b>21.617</b>	55.714
9	19.150	15.070	21.754	55.974
10	19.153	14.974	21.725	55.852
FINISH				
11	19.120	14.983	21.638	55.741

53 LAGROTTERIA Antonio

Tour	Secteur 1	Secteur 2	Secteur 3	Temps
25.565 15.459 21.978				
START				
	21.099	26.377	39.917	
1	<b>19.868</b>	<b>15.117</b>	22.046	<b>57.031</b>
2	<b>19.401</b>	15.146	21.994	<b>56.541</b>
3	<b>19.292</b>	15.179	22.450	56.921
4	<b>19.124</b>	15.155	22.019	<b>56.298</b>
5	19.235	<b>15.029</b>	<b>21.720</b>	<b>55.984</b>
6	<b>19.065</b>	<b>14.980</b>	21.724	<b>55.769</b>
7	19.177	15.022	22.437	56.636
8	19.164	15.000	21.851	56.015
9	19.127	15.069	<b>21.717</b>	55.913
10	19.191	16.492	22.504	58.187
FINISH				
11	19.654	15.156	21.817	56.627

65 FAGONE Alessio

Tour	Secteur 1	Secteur 2	Secteur 3	Temps
27.309 15.477 21.873				
START				
	21.902	28.233	40.226	
1	<b>19.595</b>	<b>15.109</b>	21.911	<b>56.615</b>
2	<b>19.151</b>	15.119	21.970	<b>56.240</b>
3	<b>18.977</b>	<b>15.093</b>	<b>21.762</b>	<b>55.832</b>
4	19.006	<b>14.989</b>	21.785	<b>55.780</b>
5	<b>18.926</b>	15.069	<b>21.625</b>	<b>55.620</b>
6	<b>18.846</b>	<b>14.951</b>	21.663	<b>55.460</b>
7	18.956	15.015	<b>21.610</b>	55.581
8	18.968	14.968	<b>21.604</b>	55.540
9	18.965	15.024	<b>21.600</b>	55.589
10	18.988	15.001	<b>21.593</b>	55.582

**CSK 2016 / SKM 2016**

Super Mini

Finale

Historique / Rundenzeiten

Tour	Secteur 1	Secteur 2	Secteur 3	Temps
FINISH				
11	19.020	15.035	21.597	55.652

**77 BEN Samir**

	<b>26.005</b>	<b>16.231</b>	<b>23.011</b>	
START				
	<b>21.277</b>	21.254	39.806	
1	23.575	<b>15.476</b>	<b>21.809</b>	<b>1:00.860</b>
2	<b>19.302</b>	<b>15.161</b>	21.853	<b>56.316</b>
3	<b>19.216</b>	15.211	<b>21.737</b>	<b>56.164</b>
4	<b>19.050</b>	15.182	<b>21.685</b>	<b>55.917</b>
5	19.105	<b>15.101</b>	22.103	56.309
6	<b>18.981</b>	<b>15.014</b>	<b>21.564</b>	<b>55.559</b>
7	<b>18.977</b>	<b>14.986</b>	21.650	55.613
8	19.156	15.545	21.959	56.660
9	19.234	15.306	21.668	56.208
10	19.067	15.054	21.693	55.814
FINISH				
11	19.264	<b>14.969</b>	21.739	55.972

Hauptsponsoren SKM 2016

Partner SKM 2016



## CSK 2016 / SKM 2016

Super Mini

Finale

Tour par tour / Runde / Runde

Grille /	65	48	53	5	27	44	15	4	3	24	12	2	7	18	11	77
----------	----	----	----	---	----	----	----	---	---	----	----	---	---	----	----	----

	1.	2.	3.	4.	5.	6.	7.	8.	9.	10.	11.	12.	13.	14.	15.	16.
Départ /	65	48	53	5	27	15	44	3	4	12	24	7	2	11	18	77
Tour / 1	65	53	48	5	27	3	12	18	7	24	2	77	15	11	4	44
Tour / 2	65	53	48	5	27	3	12	18	7	24	77	15	2	11	4	44
Tour / 3	65	48	5	53	27	3	12	18	77	7	24	15	2	11	4	44
Tour / 4	65	48	5	53	27	3	12	77	18	24	15	7	2	11	4	44
Tour / 5	65	48	5	53	27	3	12	77	18	24	15	7	2	11	4	44
Tour / 6	65	48	5	53	27	3	12	77	18	24	15	7	2	11	4	44
Tour / 7	65	48	5	27	53	3	12	77	18	15	24	7	2	11	4	44
Tour / 8	65	48	5	27	53	3	77	12	18	15	24	7	2	11	4	44
Tour / 9	65	48	5	27	53	77	3	12	15	18	24	7	2	4	11	44
Tour / 10	65	48	5	27	53	77	3	12	15	18	24	7	4	2	44	11
Tour / 11	65	48	5	27	53	77	3	12	15	18	24	7	4	2	44	11